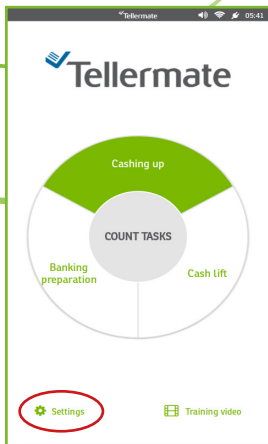
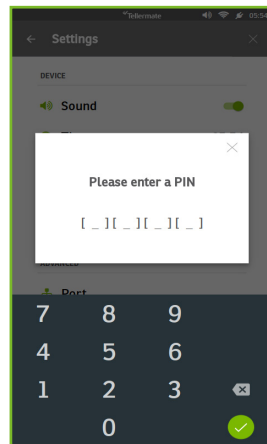
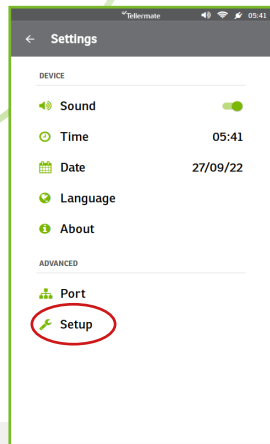


Touch Calibration Instruction

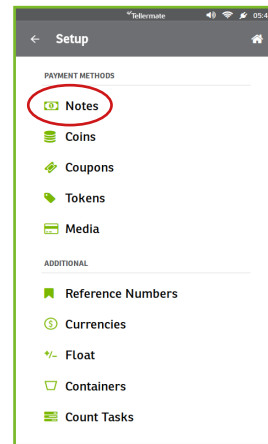
Step-by-step guide for disabling the old £20 / £50 paper note weights:



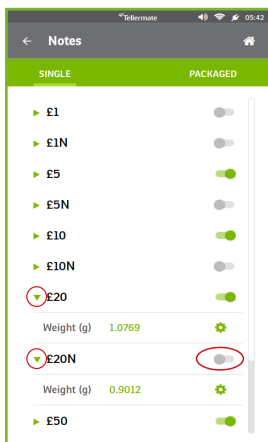
1. From the home screen of the touch device, go to the settings page.
2. From the settings page, go to "Setup"



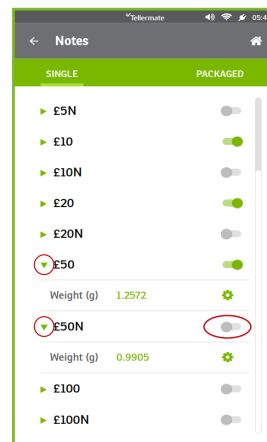
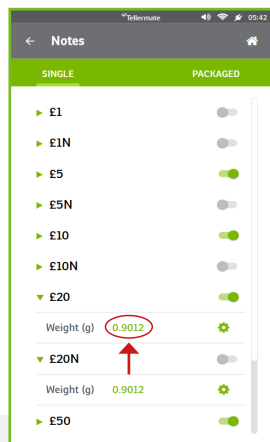
3. This will prompt to enter a security PIN. Please enter "3-6-7-9"



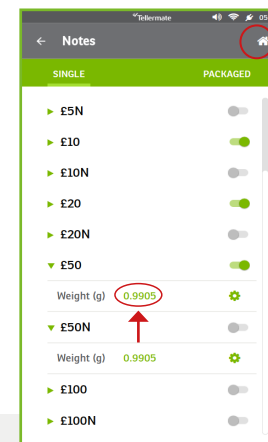
4. On the next page, select "Notes"



5. On this page, expand £20 and £20N Notes, disable £20N, and configure the weight for £20 to be the same as £20N (so that "£20" replaces the old weight with the new one)



6. Repeat the same exercise for the £50 and £50N note weights.
7. Once done, the old £20 and £50 note weights are disabled and the new weights are configured successfully. Proceed with the count tasks as required.



Current Note Weights

England/Wales
 £20 0.9012
 £50 0.9905

Scotland
 £20 0.8647
 £50 0.989
 £100 1.4000 *paper*
 £100N 1.1026 *polymer*

Northern Ireland
 £20 0.8741
 £50 1.2572 *paper*
 £50N 1.0172 *polymer*