

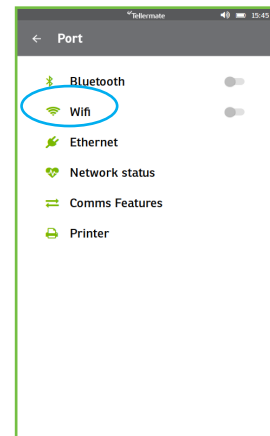
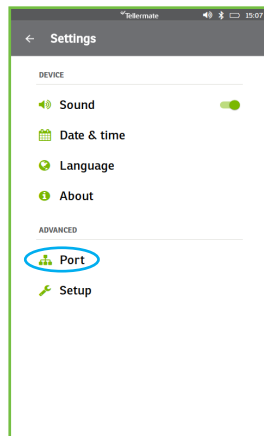
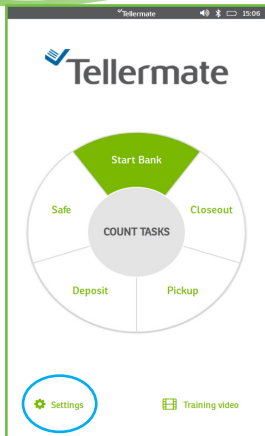
Customer Helpline
1-800-TELMATE

How to Connect Touch to Wi-Fi

Follow the instructions below to connect the Tellermate Touch to a Wi-Fi network.

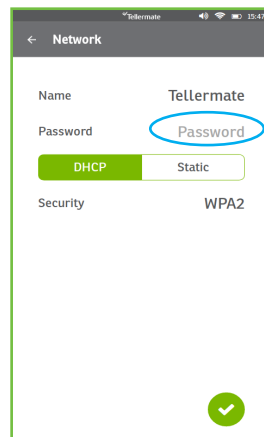
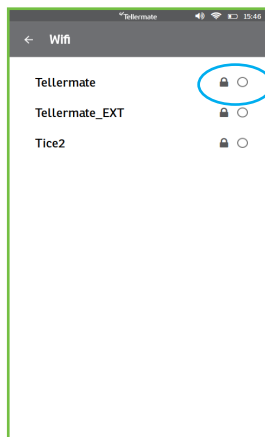
Step 1.

From the Home screen, select **Settings, Port**, then select **Wifi**. The Touch will look for available networks, then display them on the screen.



Step 2.

Select the Wifi network, then select **Password** to enter your Network Password. Press the **green check** to confirm entry. Press the **green check** at the bottom to confirm network settings.



Step 3.

Once connection is confirmed, press the back arrow to return to previous menu until you reach the home screen.

If you need any help with your Tellermate, please call the Helpline:

1-800-TELMATE (800-835-6283)